



CIVIC

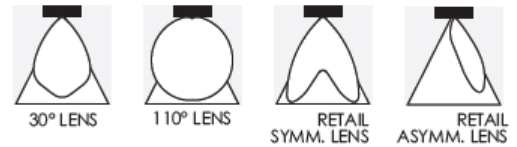
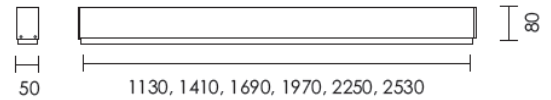
RETAIL

lighting



T-uni LENS

IP40 - CLASS I
Driver included



Code	mm	Power	Lm LED
TNL.3463.D 5 Y. Z	1130	32W	5020lm/4600lm/4400lm
TNL.3464.D 5 Y. Z	1410	40W	6275lm/5750lm/5500lm
TNL.3465.D 5 Y. Z	1690	48W	7530lm/6900lm/6600lm
TNL.3466.D 5 Y. Z	1970	55W	8785lm/8050lm/7700lm
TNL.3467.D 5 Y. Z	2250	63W	10040lm/9200lm/8800lm
TNL.3468.D 5 Y. Z	2530	71W	11295lm/10350lm/9900lm

D - 1: Lens 30°
2: Lens 110°
3: Lens Retail Symmetrical
4: Lens Retail Asymmetrical

Y - 6: 5000K
7: 4000K
8: 3000K

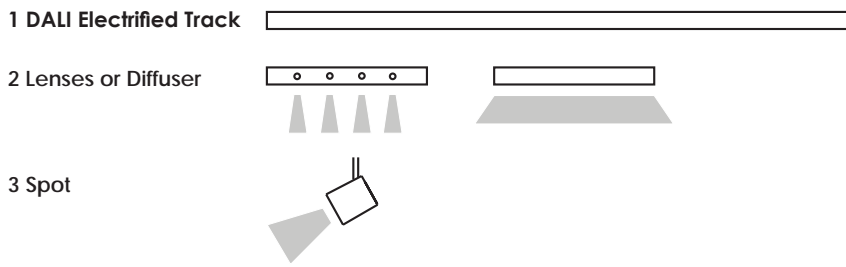
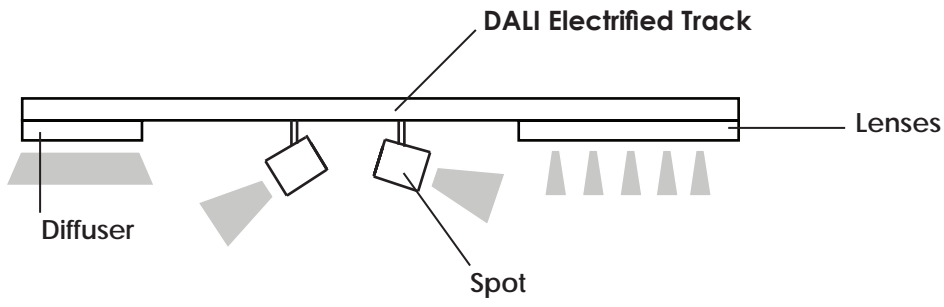
Z - 02 White
03 Black
05 Natural Anodised
99 Custom Color

For dimmable versions please insert the code below at the end of the product code.

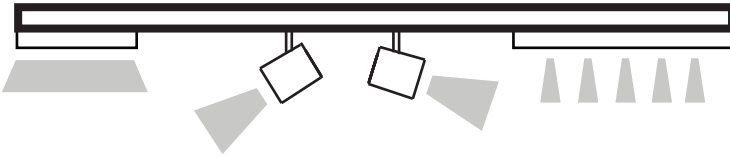
A1 - Dimmable 1-10V
A1 - Dimmable DALI

Accessories

TNI.TE - End cap
TNI.CD - Linear joint
TNI.AP - Wall mount (pair)
TNI.SO - Suspension (pair)
TNI.DP - Ceiling bracket (pair)
AAA.RA - Power supply

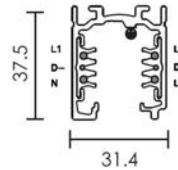


DALI Electrified Track



Code	mm
MBE.4101.001.Z	1000
MBE.4101.002.Z	2000
MBE.4101.003.Z	3000

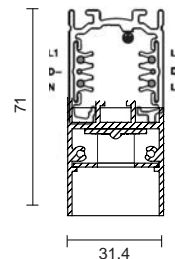

Z - 02 White
03 Black
05 Natural Anodized



Accessories

MBE.4101.210 - Right live end	MBE.4101.610 - 3 way coupling (left)
MBE.4101.211 - Left live end	MBE.4101.611 - 3 way coupling (right)
MBE.4101.310 - Central feed	MBE.4101.605 - Suspension (pair)
MBE.4101.410 - Linear joint	MBE.4101.700 - Ceiling mount
MBE.4101.510 - 2 way coupling (inside)	MBE.4101.900 - End cap
MBE.4101.511 - 2 way coupling (outside)	

Lenses Module



Driver included
CRI>80



Code	mm	Power	Lm LED
RIT.3511.D 5 Y.Z	570	14x1,2W	1505lm/1300lm
RIT.3512.D 5 Y.Z	850	21x1,2W	2250lm/1950lm
RIT.3513.D 5 Y.Z	1130	28x1,2W	3010lm/2600lm


D - 2: Lens 25°
6: Lens 60°

Y - 7: 4000K
8: 3000K

Z - 32 Rough White
33 Rough Black

Versions with **On/Off Driver**.

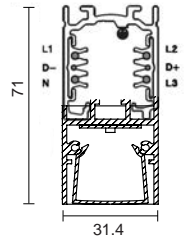
Diffuser Module



Driver included
Opal diffuser
CRI>80



Code	mm	Power	Lm LED
RIT.3501.05 Y. Z	570	14W	1960lm/1910lm/1810lm
RIT.3502.05 Y. Z	850	21W	2940lm/2865lm/2715lm
RIT.3503.05 Y. Z	1130	28W	3920lm/3820lm/3620lm

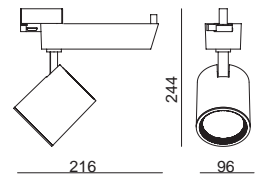
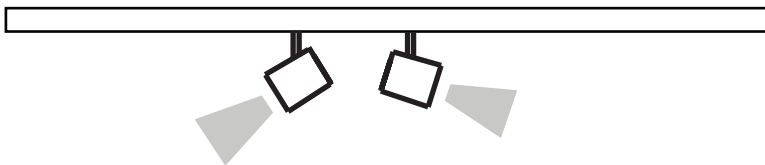


Versions with **On/Off Driver**.

Y - 6: 5000K
7: 4000K
8: 3000K

Z - 32 Rough White
33 Rough Black

Spot Light



Code	mm	Power	Lm LED (CRI>80)
MDI.4423.D X Y.Z	Ø 96x200x244	24W DALI	3600/3450lm
MDI.4425.D X Y.Z	Ø 96x200x244	32W DALI	4400/4200lm
MDI.4426.D X Y.Z	Ø 96x200x244	38W DALI	5000/4800lm

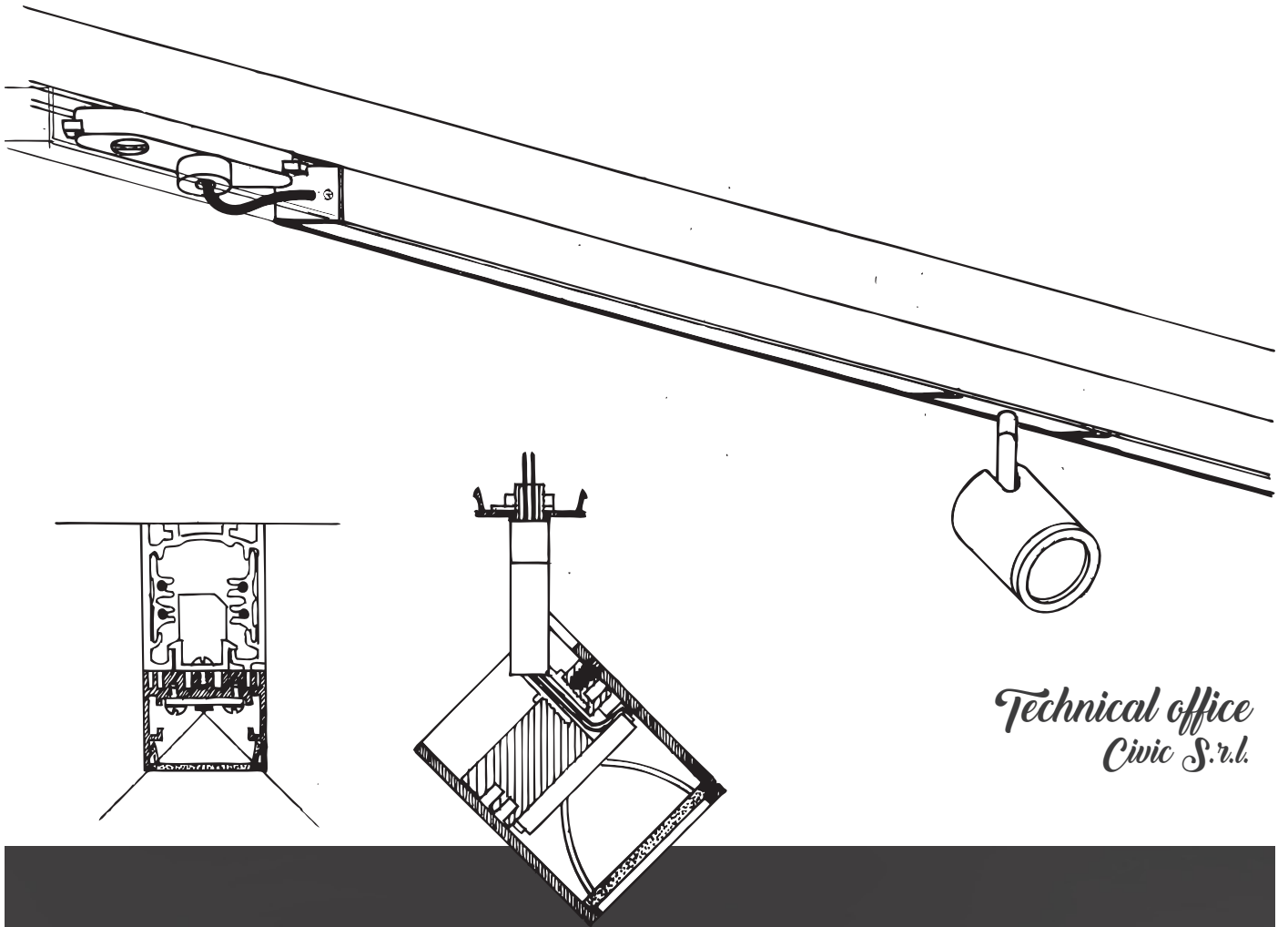
Versions with **DALI Driver**.

D - 1: Lens 15°
2: Lens 30°
3: Lens 55°

X - 3: Art
4: Fashion
5: CRI>80
6: CRI>90
7: Food (Gold)
8: Food (Meat)
9: Food (Fish)

Y - 7: 4000K
8: 3000K

Z - 32 Rough White
33 Rough Black
37 Clear Matt Grey
99 Custom Color



*Technical office
Civic S.r.l.*





Diva

IP20

Driver included



Food



Art



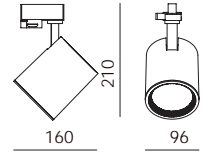
Fashion



Code **mm**
MDI.4443.**D 5 Y.Z** Ø 96x160x210

Power **Lm LED (CRI>80)**
30W/230V 2850/2700lm

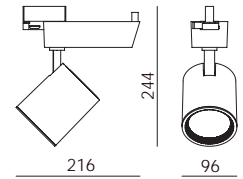
Versions with **230V AC supply**.



Code **mm**
MDI.4433.**D X Y.Z** Ø 96x216x244
MDI.4435.**D X Y.Z** Ø 96x216x244
MDI.4436.**D X Y.Z** Ø 96x216x244

Power **Lm LED (CRI>80)**
24W 3600/3450lm
32W 4400/4200lm
38W 5000/4800lm

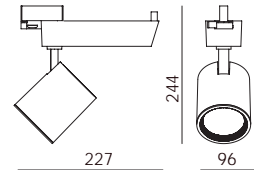
Versions with **On/Off Driver**.



Code **mm**
MDI.4423.**D X Y.Z** Ø 96x227x244
MDI.4425.**D X Y.Z** Ø 96x227x244
MDI.4426.**D X Y.Z** Ø 96x227x244

Power **Lm LED (CRI>80)**
24W DALI 3600/3450lm
32W DALI 4400/4200lm
38W DALI 5000/4800lm

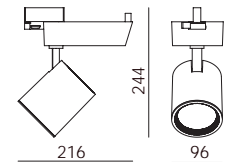
Versions with **DALI Driver**.



Code **mm**
MDI.4453.**D X Y.Z** Ø 96x216x244
MDI.4455.**D X Y.Z** Ø 96x216x244
MDI.4456.**D X Y.Z** Ø 96x216x244

Power **Lm LED (CRI>80)**
24W BT 3600/3450lm
32W BT 4400/4200lm
38W BT 5000/4800lm

Versions with **BLUETOOTH Driver**.



D - 1: Lens 15°
2: Lens 30°
3: Lens 55°


X - 3: Art
4: Fashion
5: CRI>80
6: CRI>90
7: Food (Gold)
8: Food (Meat)
9: Food (Fish)

Y - 7: 4000K
8: 3000K

Z - 32 Rough White
33 Rough Black
37 Clear Matt Grey
99 Custom Color

Accessories

MDI.4452.B23.02 - Ceiling mount for 230V model (white)
MDI.4452.B23.03 - Ceiling mount for 230V model (black)



Gemella

IP20
Driver included



Food

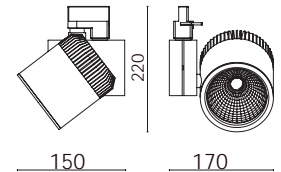
Art

Fashion



Gemella large

Code	mm	Power	Lm LED
MGE.4235.D X Y. Z	150x220x190	32W	4400/4200lm
MGE.4236.D X Y. Z	150x220x190	38W	5000/4800lm



D - 1: 24°
2: 60°

X - 3: Art
4: Fashion
5: CRI>80
6: CRI>90
7: Food (Gold)
8: Food (Meat)
9: Food (Fish)

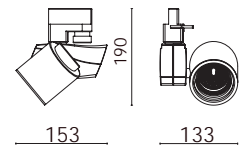
Y- 7: 4000K
8: 3000K

Z- 02 White
03 Black
37 Clear matt grey
99 Custom color



Gemella small

Code	mm	Power	Lm LED
MGE.4230.D X Y. Z	133x190x153	11W	1200/1000lm
MGE.4231.D X Y. Z	133x190x153	13W	1460/1340lm




D - 1: 24°
2: 60°

X - CRI>80
CRI>90

Y- 7: 4000K
8: 3000K

Z- 02 White
03 Black
37 Clear Matt Grey
99 Custom Color



Modo

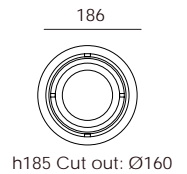
IP20 - CLASS I

CRI>80

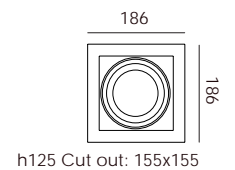
Driver included for LED versions
30° tilt on two axes



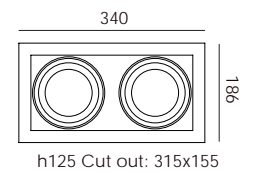
Code	Power	Lm LED
MOT.5210.D 5 Y.Z	16W/230V	1350/1250lm
MOT.5220.D 5 Y.Z	23W/230V	1950/1850lm
MOT.5230.D 5 Y.Z	33W/230V	3600/3300lm
MOT.QR1M	75W/12V/G53 - Class III	



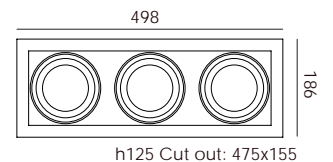
Code	Power	Lm LED
MOD.5211.D 5 Y.Z	16W/230V	1350/1250lm
MOD.5221.D 5 Y.Z	23W/230V	1950/1850lm
MOD.5231.D 5 Y.Z	33W/230V	3600/3300lm
MOD.QR1M	75W/12V/G53 - Class III	



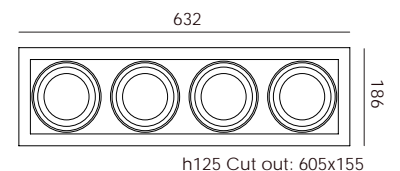
Code	Power	Lm LED
MOD.5212.D 5 Y.Z	2x16W/230V	2700/2500lm
MOD.5222.D 5 Y.Z	2x23W/230V	3900/3700lm
MOD.5232.D 5 Y.Z	2x33W/230V	7200/6600lm
MOD.QR1B	2x75W/12V/G53 - Class III	



Code	Power	Lm LED
MOD.5213.D 5 Y.Z	3x16W/230V	4050/3750lm
MOD.5223.D 5 Y.Z	3x23W/230V	5850/5550lm
MOD.5233.D 5 Y.Z	3x33W/230V	10800/10200lm
MOD.QR1T	3x75W/12V/G53 - Class III	



Code	Power	Lm LED
MOD.5214.D 5 Y.Z	4x16W/230V	5400/5000lm
MOD.5224.D 5 Y.Z	4x23W/230V	7800/7400lm
MOD.5234.D 5 Y.Z	4x33W/230V	14400/13600lm
MOD.QR1Q	4x75W/12V/G53 - Class III	



D - 1: 24° optic
2: 40° optic

Y- 7: 4000K
8: 3000K

Z- 32 Rough White
33 Rough Black
37 Clear Matt Grey
99 Custom Color



Radius

IP20 - CLASS II

Driver included

40° tilt



Code

JEA.5380.D X Y.Z

mm

Ø180X128,5

Power

45W

Lm

5440/5263



Ø 180



128,5

Cut out: Ø165

D - 1: 60°

X - 5: CRI>80

Y- 7: 4000K
8: 3000K

Z- 02 White



air CUSTOMIZABLE in length with lenses and diffusers

Air

IP40 - CLASS III
Driver excluded
Customizable

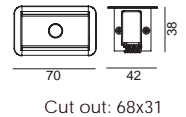


Code
JAI.5261.D X Y.Z

mm 70x42

Power 1x1,2W

Lm 108/93lm

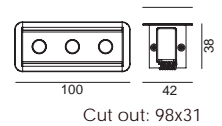


Code
JAI.5263.D X Y.Z

mm 100x42

Power 3x1,2W

Lm 323/278lm

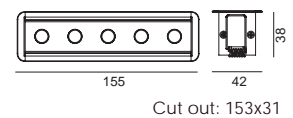


Code
JAI.5265.D X Y.Z

mm 155x42

Power 5x1,2W

Lm 538/462

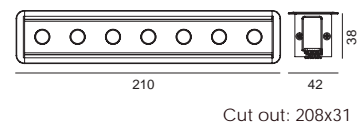


Code
JAI.5267.D X Y.Z

mm 210x42

Power 7x1,2W

Lm 754/647



D - 2: 25°
6: 60°

X - 5: CRI>80

Y- 7: 4000K
8: 3000K

Z- 32 Rough White
33 Rough Black
99 Custom Color

Accessories

AAA.TRSL00	Driver 3W/350mA
AAA.TRSL01	Driver 4W/500mA
AAA.TRSL41	Driver 6W/500mA
AAA.TRSL05	Driver 19W/350mA
AAA.TRSL45	Driver 20W/500mA




Net 16

IP65 - CLASS III
Driver excluded



Code	mm	Power	Lm
NES.3341.1 5 Y.Z	L.1050	9,6W	780/720lm
NES.3341.2 5 Y.Z	L.2050	19,2W	1560/1440lm
NES.3342.1 5 Y.Z	L.1050	14,4W	1060/990lm
NES.3342.2 5 Y.Z	L.2050	28,8W	2120/1980lm



Y- 7: 4000K
8: 3000K

Z- 05 Natural Anodised

Accessories

NES.SO	Suspension kit
AAA.TRSL14	Driver 8W IP20 24V Costant voltage
AAA.TRSL15	Driver 8W IP65 24V Costant voltage
AAA.TRSL08	Driver 30W 24V Costant voltage
AAA.TRSL09	Driver 75W 24V Costant voltage